




















Resultados de los Cómputos Distritales

PRESIDENCIA CANDIDATURAS	 Ricardo Anaya Cortés	 José Antonio Meade	 Andrés Manuel López Obrador	 Jaime Rodríguez Calderón
				
VOTOS	12,610,120	9,289,853	30,113,483	2,961,732
% DEL TOTAL	22.27%	16.40%	53.19%	5.23%

**VOTOS
TOTALES**













56,611,027
Incluye los votos nulos por registro cancelado, candidaturas no registradas y votos nulos

PRESIDENCIA PARTIDOS												CANDIDATURAS NO REGISTRADAS	VOTOS NULOS
VOTOS	9,996,514	7,677,180	1,602,715	1,051,480	3,396,805	1,010,891	561,193	25,186,577	1,530,101	2,961,732	32,743	31,982	1,571,114
% DEL TOTAL	17.65%	13.56%	2.83%	1.85%	6.00%	1.78%	0.99%	44.49%	2.70%	5.23%	0.05%	0.05%	2.77%

56,611,027

SENADURÍAS										CANDIDATURA INDEPENDIENTE	CANDIDATURAS NO REGISTRADAS	VOTOS NULOS
VOTOS	9,971,804	9,013,658	2,984,861	2,528,175	2,164,442	2,654,452	1,307,015	21,261,577	1,320,559	1,109,149	31,820	2,344,357
% DEL TOTAL	17.58%	15.89%	5.26%	4.45%	3.81%	4.68%	2.30%	37.5%	2.32%	1.95%	0.05%	4.13%

56,691,869

DIPUTACIONES												
VOTOS	10,096,588	9,310,523	2,967,969	2,695,405	2,211,753	2,485,198	1,391,376	20,972,573	1,353,941	539,347	32,959	2,242,615
% DEL TOTAL	17.93%	16.53%	5.27%	4.78%	3.92%	4.41%	2.47%	37.25%	2.40%	0.95%	0.05%	3.98%

56,300,247